



Circular No.: IEX/MO/347/2020

Date: 11 March 2020

Mock trading session for Real Time Market

Dear Members,

In pursuance of Rules, Bye-Laws and Business Rules of the Exchange, the Members are hereby notified that:-

In our constant effort to provide our esteemed Members the best trading practices, IEX is pleased to conduct Mock trading session for “Real Time Market” on its trading platform.

Real Time Market (RTM)

Real Time Market will be having 48 trading sessions (Closed Auctions) for a particular delivery date, duration of each trading session will be 15 minutes and will be held for delivery of two consecutive time blocks. Delivery of trades in RTM (Real Time Market) will begin after 1 hour from the end time of trading session for those particular time blocks.

RTM trades will be processed as collective transactions (Like DAM) and Nodal Authority will be NLDC. Each time block in a particular RTM session will have its ACP & ACV determined by accumulating the available bids. Matching and congestion management is same as Day Ahead Market. **Bids available for RTM are Single Bid and Block Bid.**

Sample Time Table for Real Time Market:

Market	Market Type	SESSION	Trading Date	Trading Window		Delivery Date	Delivery Period	
				Start Time	End Time		Delivery Start time	Delivery End time
RTM	Auction	1	12-Mar-2020	22:45	23:00	13-Mar-2020	0:00	0:30
RTM	Auction	2	12-Mar-2020	23:15	23:30	13-Mar-2020	0:30	1:00
RTM	Auction	3	12-Mar-2020	23:45	0:00	13-Mar-2020	1:00	1:30
RTM	Auction	4	12-Mar-2020	0:15	0:30	12-Mar-2020	1:30	2:00
RTM	Auction	5	12-Mar-2020	0:45	1:00	12-Mar-2020	2:00	2:30
RTM	Auction	6	12-Mar-2020	1:15	1:30	12-Mar-2020	2:30	3:00

RTM	Auction	7	12-Mar-2020	1:45	2:00	12-Mar-2020	3:00	3:30
RTM	Auction	8	12-Mar-2020	2:15	2:30	12-Mar-2020	3:30	4:00
RTM	Auction	9	12-Mar-2020	2:45	3:00	12-Mar-2020	4:00	4:30
RTM	Auction	10	12-Mar-2020	3:15	3:30	12-Mar-2020	4:30	5:00
RTM	Auction	11	12-Mar-2020	3:45	4:00	12-Mar-2020	5:00	5:30
RTM	Auction	12	12-Mar-2020	4:15	4:30	12-Mar-2020	5:30	6:00
RTM	Auction	13	12-Mar-2020	4:45	5:00	12-Mar-2020	6:00	6:30
RTM	Auction	14	12-Mar-2020	5:15	5:30	12-Mar-2020	6:30	7:00
RTM	Auction	15	12-Mar-2020	5:45	6:00	12-Mar-2020	7:00	7:30
RTM	Auction	16	12-Mar-2020	6:15	6:30	12-Mar-2020	7:30	8:00
RTM	Auction	17	12-Mar-2020	6:45	7:00	12-Mar-2020	8:00	8:30
RTM	Auction	18	12-Mar-2020	7:15	7:30	12-Mar-2020	8:30	9:00
RTM	Auction	19	12-Mar-2020	7:45	8:00	12-Mar-2020	9:00	9:30
RTM	Auction	20	12-Mar-2020	8:15	8:30	12-Mar-2020	9:30	10:00
RTM	Auction	21	12-Mar-2020	8:45	9:00	12-Mar-2020	10:00	10:30
RTM	Auction	22	12-Mar-2020	9:15	9:30	12-Mar-2020	10:30	11:00
RTM	Auction	23	12-Mar-2020	9:45	10:00	12-Mar-2020	11:00	11:30
RTM	Auction	24	12-Mar-2020	10:15	10:30	12-Mar-2020	11:30	12:00
RTM	Auction	25	12-Mar-2020	10:45	11:00	12-Mar-2020	12:00	12:30
RTM	Auction	26	12-Mar-2020	11:15	11:30	12-Mar-2020	12:30	13:00
RTM	Auction	27	12-Mar-2020	11:45	12:00	12-Mar-2020	13:00	13:30
RTM	Auction	28	12-Mar-2020	12:15	12:30	12-Mar-2020	13:30	14:00
RTM	Auction	29	12-Mar-2020	12:45	13:00	12-Mar-2020	14:00	14:30
RTM	Auction	30	12-Mar-2020	13:15	13:30	12-Mar-2020	14:30	15:00
RTM	Auction	31	12-Mar-2020	13:45	14:00	12-Mar-2020	15:00	15:30
RTM	Auction	32	12-Mar-2020	14:15	14:30	12-Mar-2020	15:30	16:00
RTM	Auction	33	12-Mar-2020	14:45	15:00	12-Mar-2020	16:00	16:30
RTM	Auction	34	12-Mar-2020	15:15	15:30	12-Mar-2020	16:30	17:00
RTM	Auction	35	12-Mar-2020	15:45	16:00	12-Mar-2020	17:00	17:30
RTM	Auction	36	12-Mar-2020	16:15	16:30	12-Mar-2020	17:30	18:00
RTM	Auction	37	12-Mar-2020	16:45	17:00	12-Mar-2020	18:00	18:30
RTM	Auction	38	12-Mar-2020	17:15	17:30	12-Mar-2020	18:30	19:00
RTM	Auction	39	12-Mar-2020	17:45	18:00	12-Mar-2020	19:00	19:30
RTM	Auction	40	12-Mar-2020	18:15	18:30	12-Mar-2020	19:30	20:00
RTM	Auction	41	12-Mar-2020	18:45	19:00	12-Mar-2020	20:00	20:30
RTM	Auction	42	12-Mar-2020	19:15	19:30	12-Mar-2020	20:30	21:00
RTM	Auction	43	12-Mar-2020	19:45	20:00	12-Mar-2020	21:00	21:30
RTM	Auction	44	12-Mar-2020	20:15	20:30	12-Mar-2020	21:30	22:00

RTM	Auction	45	12-Mar-2020	20:45	21:00	12-Mar-2020	22:00	22:30
RTM	Auction	46	12-Mar-2020	21:15	21:30	12-Mar-2020	22:30	23:00
RTM	Auction	47	12-Mar-2020	21:45	22:00	12-Mar-2020	23:00	23:30
RTM	Auction	48	12-Mar-2020	22:15	22:30	12-Mar-2020	23:30	0:00

In order to get familiarized with the new segment, exchange will be conducting full scale “Mock Trading” session on **12th March '20 and 13th March '20**.

Schedule for Mock Trading session: -

Start Time	End Time	Action
12th March '20 2:00 PM	13th March '20	<ul style="list-style-type: none"> • Log-in Activity • RTM, TAM and DAM Market open for trading

All members are requested to participate in the mock trading session, in order to experience and acquaint themselves with the new facilities in trading system with existing User id and password.

There will be no financial or delivery-based obligation raised on the Members for trades done in the mock session. No reports will be provided for Mock related activities.

Procedure for downloading the files and installation steps for participating in mock trading is specified in Annexure.

**For and on behalf of
Indian Energy Exchange Limited**

**Amit Kumar
Senior Vice President
(Market Operations)**

----- **Corporate office** -----

Indian Energy Exchange Limited

Unit no.3,4,5 & 6, Fourth Floor, Plot No.7, TDI Center, District Center, Jasola, New Delhi 110 025

Phone: 011 - 4300 4000 | Fax: 011 - 4300 4015 www.iexindia.com

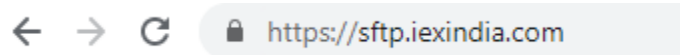
CIN: L74999DL2007PLC277039

Annexure

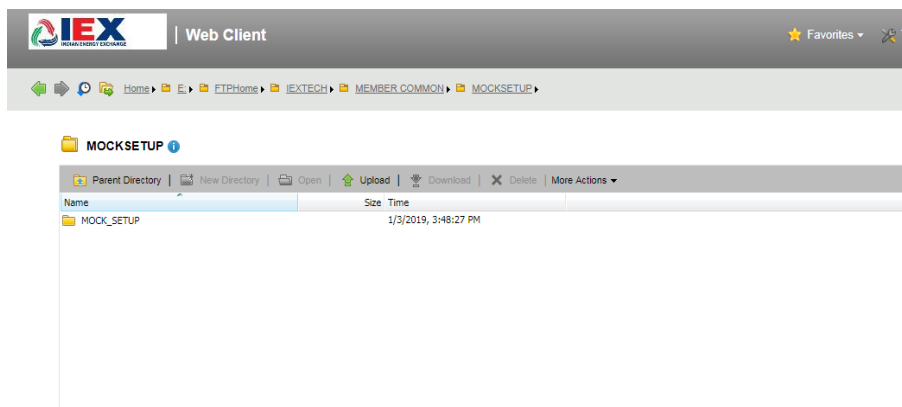
Mock Trading for IEX Trade (MAT/TWS) Installation Step By Step

Step1: Download MOCK setup of TWS MAT from SFTP Server

- Access IEX SFTP Server by accessing URL '<https://sftp.iexindia.com>' by your given user ID and password.



- Access the path as "MEMBER COMMON/MOCKSETUP/MOCK_SETUP"

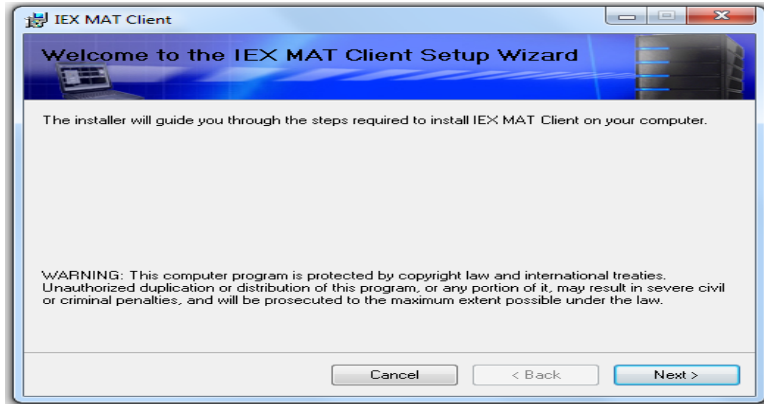


- Go to respective Folders of MAT and TWS and download the exes by right click on same.
- Double click on Setup MAT

Name	Date modified	Type	Size
setup.exe	11/29/2018 3:27 PM	Application	418 KB
SetupMAT.msi	11/29/2018 3:27 PM	Windows Installer ...	12,778 KB

Step2: Installation of MAT Application for Mock trading

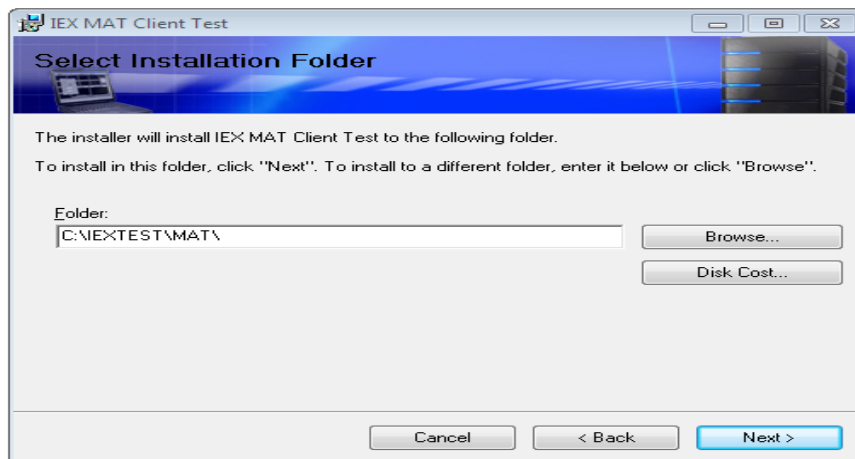
- Click on Next



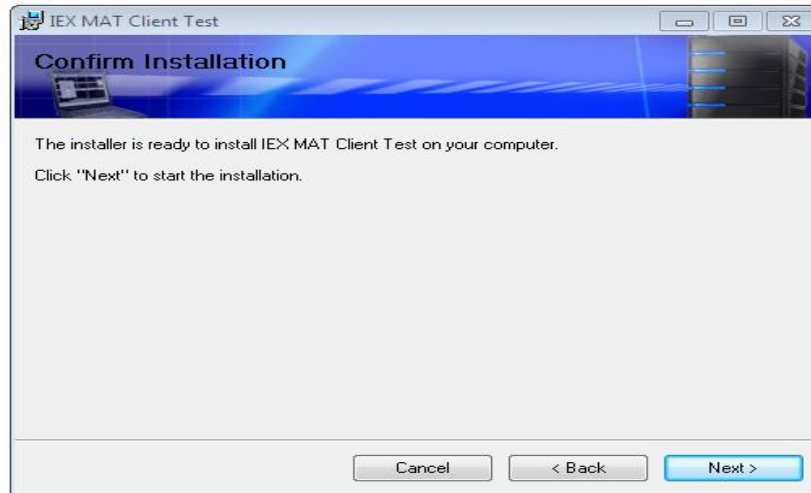
- Select "I Agree" and click on Next



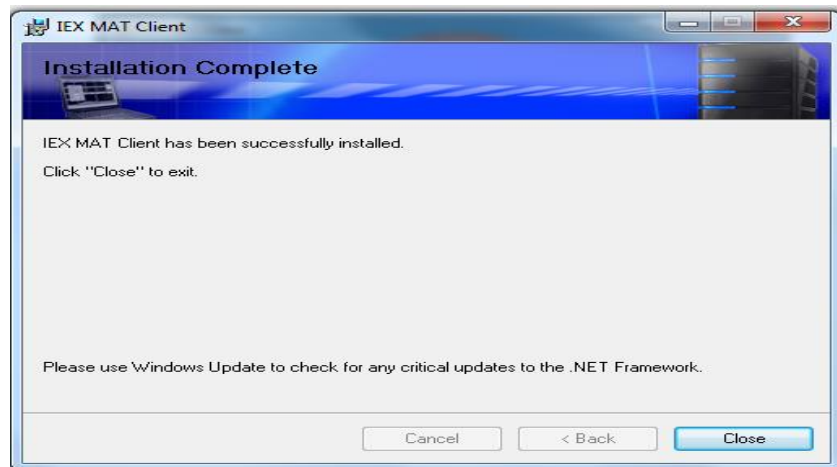
- "Select Installation Folder" and click on Next



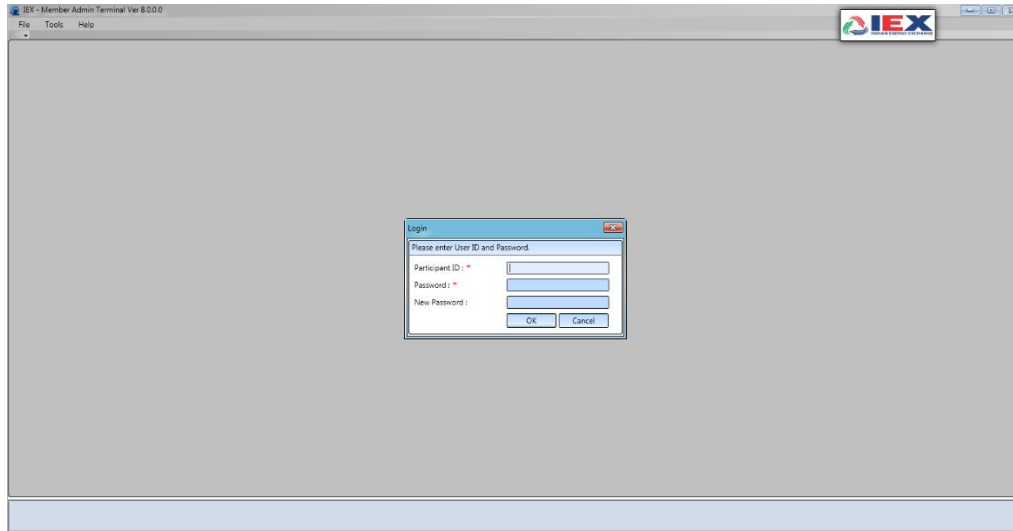
- Click on Next



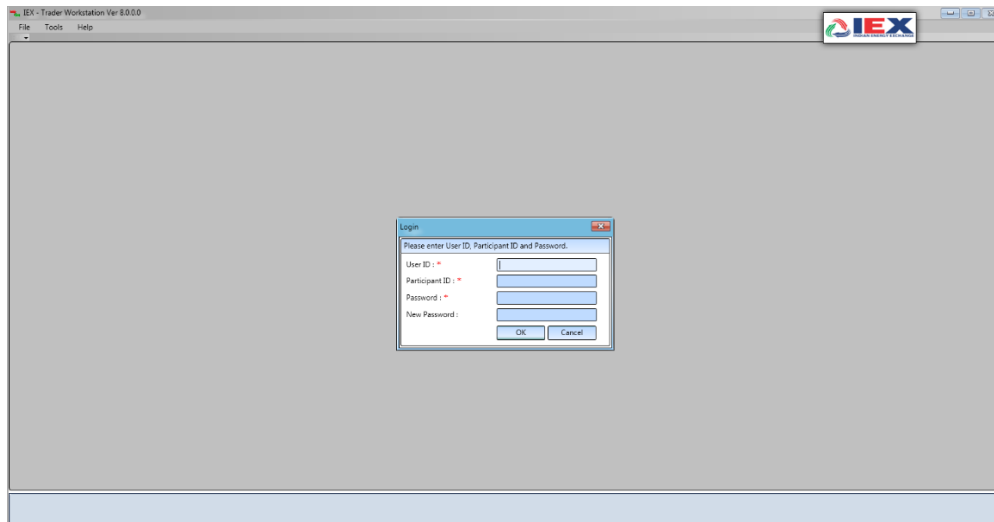
- After installation process click on Close, MAT application has been installed.



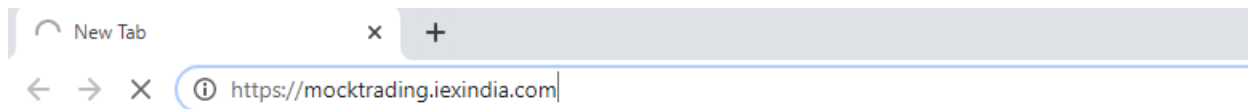
- Please verify MAT version '8.0.0.0' refer below screen shot.



Step 3: Please follow same installation steps for 'setup TWS' installations. After installation verify Trader Workstation Version as '8.0.0.0', refer below screenshot. Double Click on tws Icon on your Desktop screen

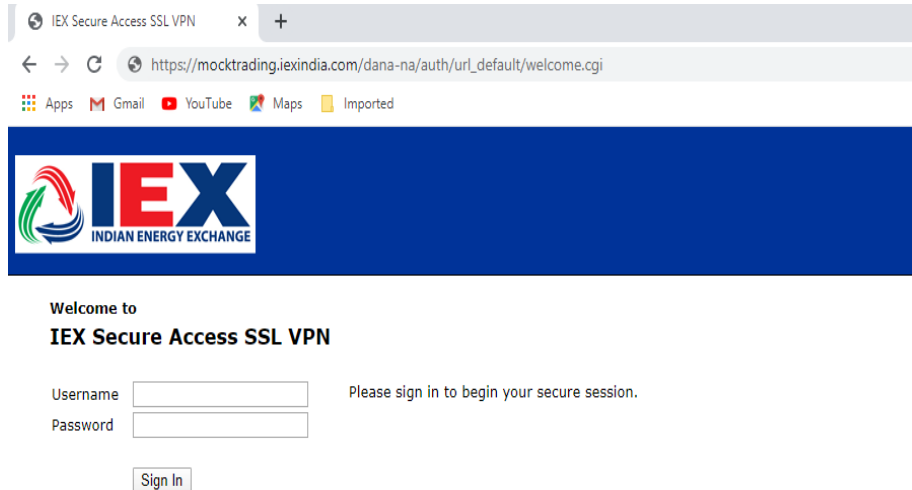


Step 4: Member SSL Login step for mock session trading participations

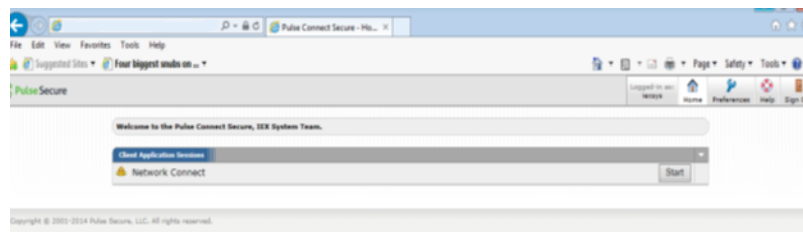


Step5: Please connection Mock TWS and MAT with the URL as '<https://mocktrading.iexindia.com>'

Step6: It will show below window, please enter mock 'SSL' user id and password.



Step7: After successful login, it will show below window, please verify 'connected' yellow icon in 'show hidden icon' tab.



Finish