



Circular No.: IEX/MO/378/2020

Date: 26 Nov 2020

Mock trading for G-TAM Renewable Energy DAILY/Weekly Contracts and New Feature- Bid Access from multiple TWS users on 26th & 27th Nov 2020

Dear Members,

In pursuance of Rules, Bye-Laws and Business Rules of the Exchange, the Members are hereby notified that: -

In continuation to earlier mock session conducted on 20th Nov 2020, IEX is pleased to conduct further mock trading for “Green Term-Ahead Market (Renewable Energy)” DAILY/Weekly Contracts on its trading platform and new feature for MAT/TWS Applications.

DAILY/Weekly Contracts

- Trading will be energy based i.e. order quantity will be quoted in terms of MWh.
- Order quantity can be quoted in two decimals.
- Solar and Non Solar Contracts will be there for Daily and Weekly.
- Seller’s order quantity(in MWh) will be defined by the injection profile (period wise injection in MW) they submit while placing the order i.e. they will not be able to quote order quantity directly and seller has to submit profile first in order to place the bid.
- For modification of sell bid quantity seller profile will have to be modified from order book.
- Seller will not be able to modify profile if partial/full trade is there for the order placed.
- Buyer’s schedule will be as per the profile submitted by seller whose order has matched with buyers bid.
- Buyer will only get to see seller’s order quantity(in MWh) and not sellers’ profile i.e. buyer will accept the period of delivery whatever it may be thus buyer will not be aware of delivery time before the trade.
- Profile will be visible from order book (for seller only) and trade book via right click option.
- Trading will be in line with existing Daily/Weekly trade timings.
- Annexure 1 is provided for new contracts.

Bid Access from multiple TWS users

DAM/RTM

- TWS user will be able to view/modify/cancel the DAM/RTM Single/Block bids placed by another user.
- In MAT bids in Block/Single Bid Entry will be visible under all the TWS users mapped with portfolio.

TAM/GTAM/EC

- Bids entered for a particular portfolio will be visible to every TWS user (in Order book and Trade book) with which the portfolio is mapped and TWS users will also be able to cancel/modify the bid.

Example: If IEX01 places order for portfolio N2DLOIEX0001 currently TWS user IEX02 will not be able to see the bid placed by TWS user IEX01 but the new feature will enable user IEX02 to view the bid from Single/block entry window and order book apart from this IEX02 will also be able to modify/cancel the bid if required.

In order to get familiarized with the new product and features exchange will be conducting “Mock Trading” session on 26th and 27th November 2020 from 1:00 pm to 5:00 pm.

All members are requested to participate in the mock trading session, to experience and acquaint themselves with the new facilities in trading system.

Installation Steps are provided in Annexure 2 for downloading the required setup to participate in Mock trading.

There will be no financial or delivery-based obligation raised on the Members for trades done in the mock session and no reports will be provided for Mock Trading.

**For and on behalf of
Indian Energy Exchange Limited**

**(Sd\-)
Amit Kumar
Senior Vice President
(Market Operations)**

Annexure 1


Product	Symbol	Renewable type	Delivery Day	Matching
Daily	DYL-SUN-NS	Non-Solar	Near Sunday	Continuous
Daily	DYL-FRI-NS	Non-Solar	Near Friday	Continuous
Daily	DYL-SAT-NS	Non-Solar	Near Saturday	Continuous
Daily	DYL-THU-NS	Non-Solar	Near Thursday	Continuous
Daily	DYL-WED-NS	Non-Solar	Near Wednesday	Continuous
Daily	DYL-TUE-NS	Non-Solar	Near Tuesday	Continuous
Daily	DYL-MON-NS	Non-Solar	Near Monday	Continuous
Daily	DYL-SUN-SL	Solar	Near Sunday	Continuous
Daily	DYL-SAT-SL	Solar	Near Saturday	Continuous
Daily	DYL-FRI-SL	Solar	Near Friday	Continuous
Daily	DYL-THU-SL	Solar	Near Thursday	Continuous
Daily	DYL-WED-SL	Solar	Near Wednesday	Continuous
Daily	DYL-TUE-SL	Solar	Near Tuesday	Continuous
Daily	DYL-MON-SL	Solar	Near Monday	Continuous
Daily	FDL-SUN-NS	Non-Solar	Far Sunday	Continuous
Daily	FDL-SAT-NS	Non-Solar	Far Saturday	Continuous
Daily	FDL-FRI-NS	Non-Solar	Far Friday	Continuous
Daily	FDL-THU-NS	Non-Solar	Far Thursday	Continuous
Daily	FDL-WED-NS	Non-Solar	Far Wednesday	Continuous
Daily	FDL-TUE-NS	Non-Solar	Far Tuesday	Continuous
Daily	FDL-MON-NS	Non-Solar	Far Monday	Continuous
Daily	FDL-SUN-SL	Solar	Far Sunday	Continuous
Daily	FDL-SAT-SL	Solar	Far Saturday	Continuous
Daily	FDL-FRI-SL	Solar	Far Friday	Continuous
Daily	FDL-THU-SL	Solar	Far Thursday	Continuous
Daily	FDL-WED-SL	Solar	Far Wednesday	Continuous
Daily	FDL-TUE-SL	Solar	Far Tuesday	Continuous
Daily	FDL-MON-SL	Solar	Far Monday	Continuous
Weekly	WEK-AUC-SL	Solar	Monday to Sunday	Auction
Weekly	WEK-AUC-NS	Non-Solar	Monday to Sunday	Auction

Annexure 2

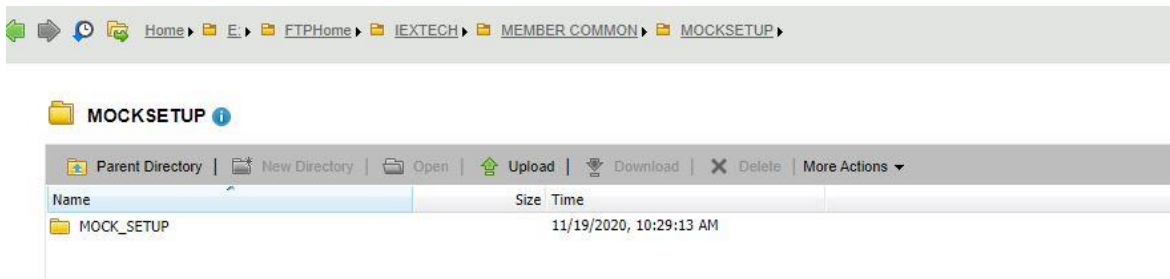
Mock Trading for IEX Trade (MAT/TWS) Installation Step By Step

Step1: Download MOCK setup of TWS MAT from SFTP Server

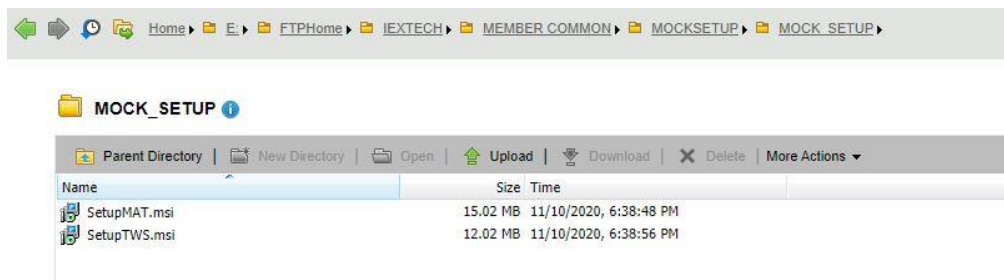
- Access IEX SFTP Server by accessing URL '<https://sftp.iexindia.com>' by your given user ID and password.



- Access the path as “MEMBER COMMON/MOCKSETUP/MOCK_SETUP”



- Go to respective Folders of MAT and TWS and download the exes by right click on same.
- Double click on Setup MAT

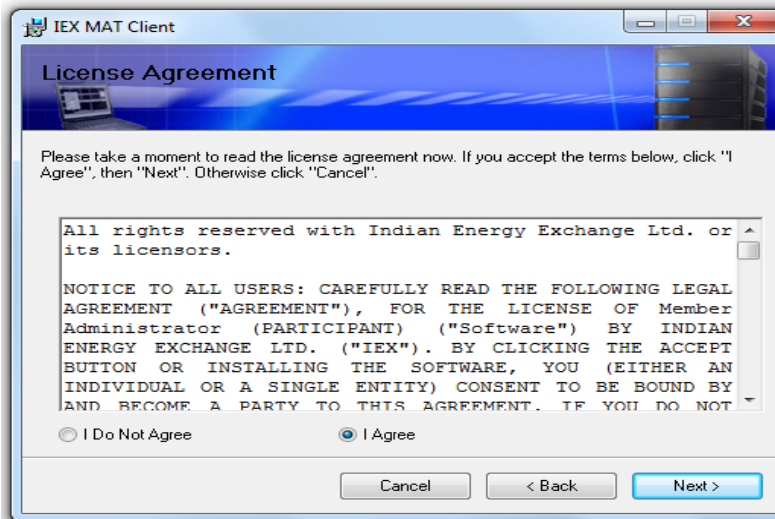


Step2: Installation of MAT Application for Mock trading

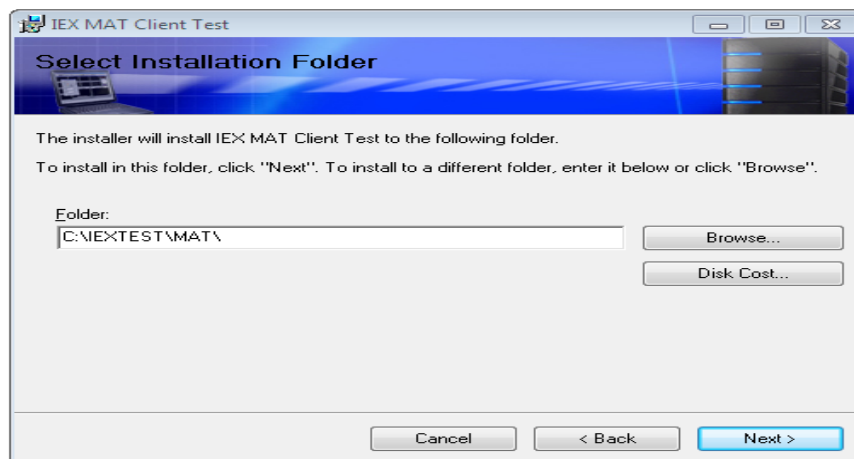
- Click on Next



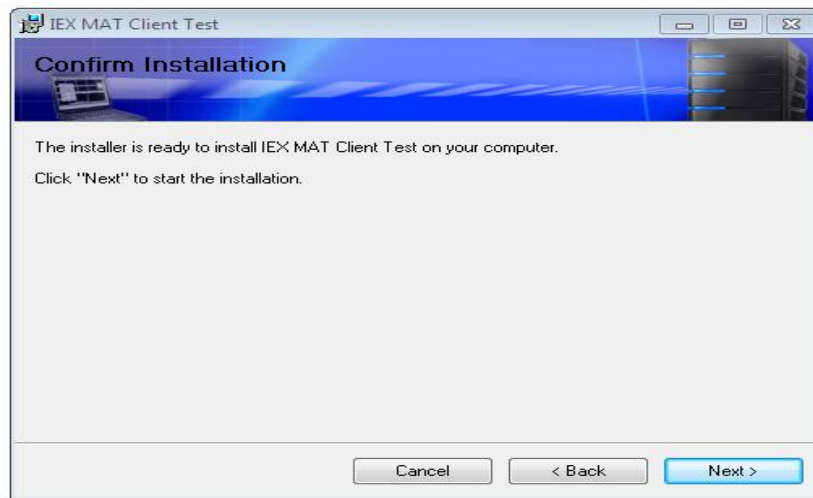
- Select "I Agree" and click on Next



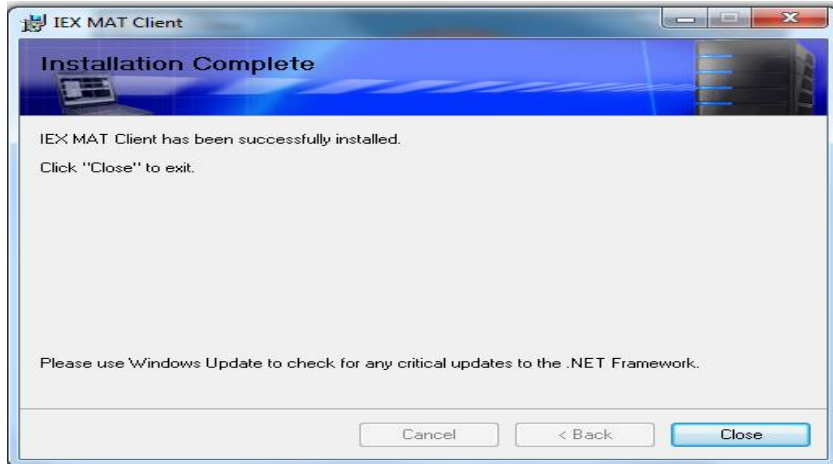
- "Select Installation Folder" and click on Next



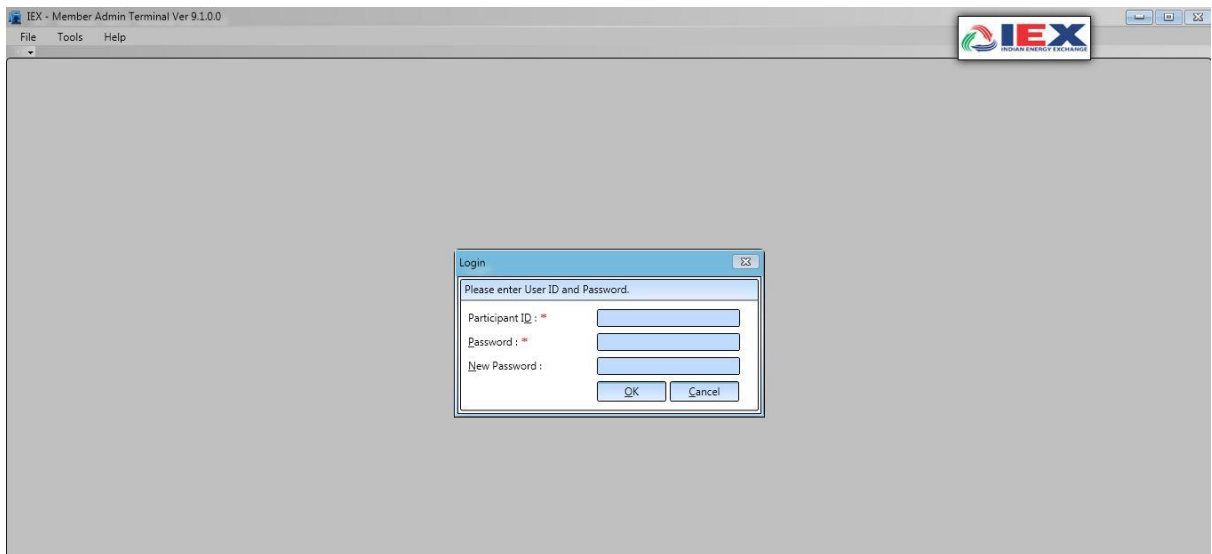
- Click on Next



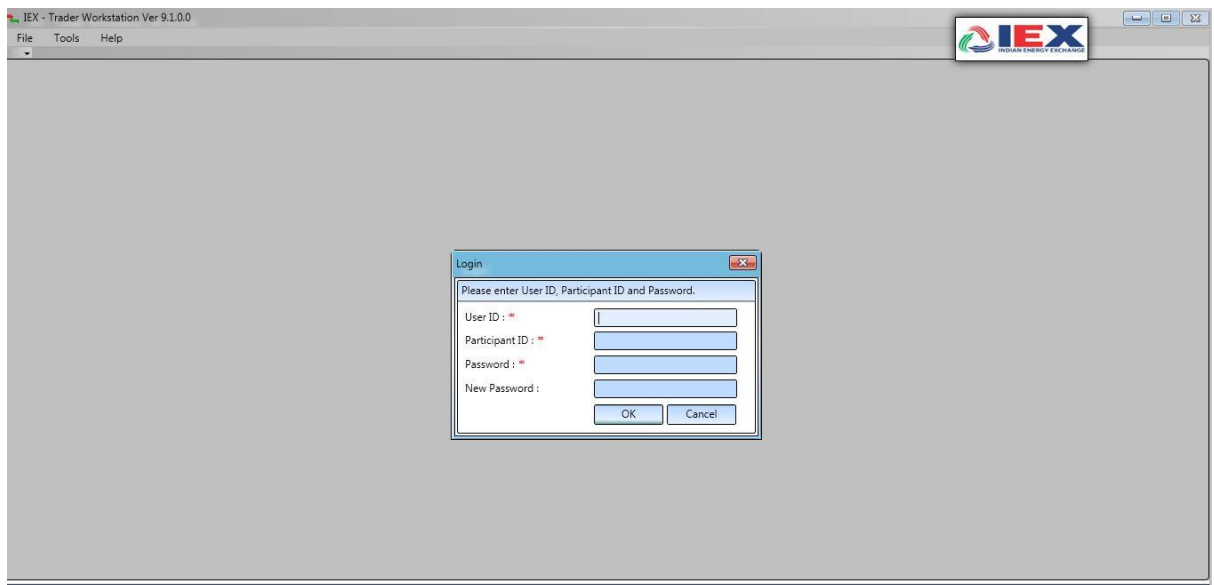
- After installation process click on Close, MAT application has been installed.



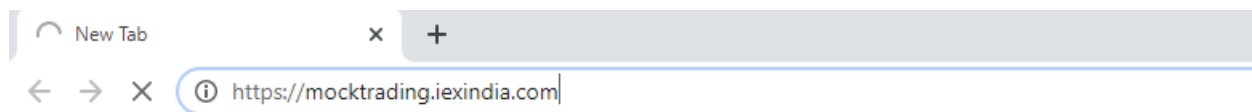
- Please verify MAT version '9.1.0.0' refer below screen shot.



Step 3: Please follow same installation steps for 'setup TWS' installations. After installation verify Trader Workstation Version as '9.1.0.0', refer below screenshot. Double Click on tws Icon on your Desktop screen

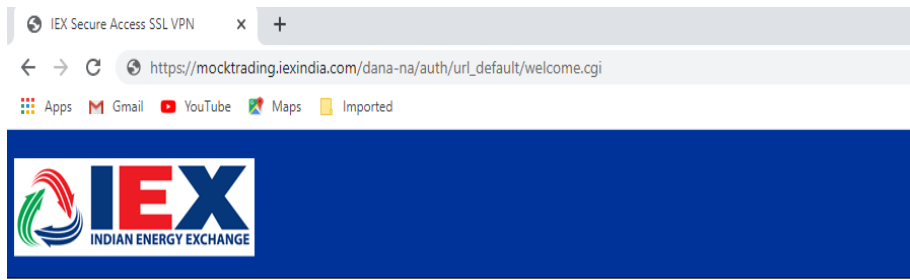


Step 4: Member SSL Login step for mock session trading participations



Step5: Please connection Mock TWS and MAT with the URL as '<https://mocktrading.iexindia.com>'

Step6: It will show below window, please enter mock 'SSL' user id and password.



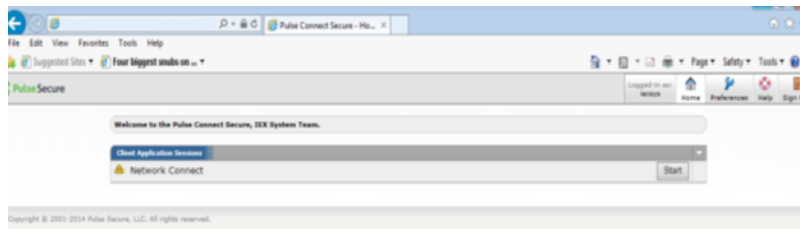
Welcome to
IEX Secure Access SSL VPN

Username
Password

Please sign in to begin your secure session.

Sign In

Step7: After successful login, it will show below window, please verify 'connected' yellow icon in 'show hidden icon' tab.



Finish