



Power Market Analysis: April'19

ELECTRICITY TRADE

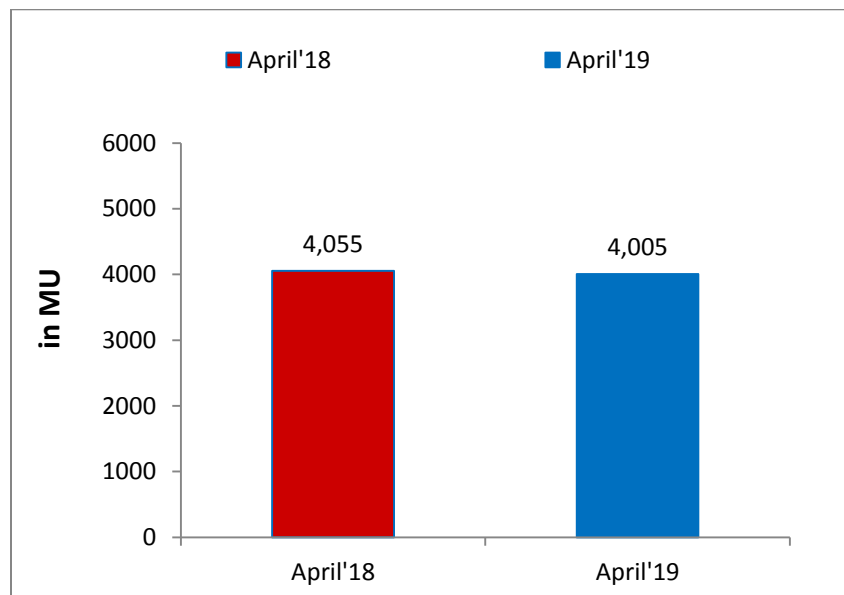
In April'19, total electricity volume increased by 4% YoY

April'18 VS April'19				
	DAM (MU)	TAM (MU)	TOTAL (MU)	% Change
April'18	4,055	134	4,189	4%
April'19	4,005	332	4,338	

DAY-AHEAD MARKET (DAM)

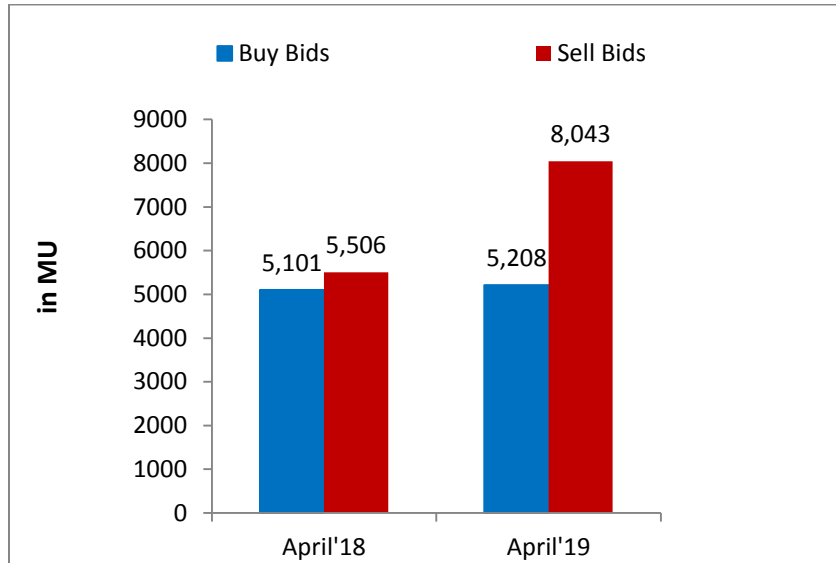
1. Cleared Volume (in MU)

DAM traded 4,005 MU in April'19 registering 1% decline YoY



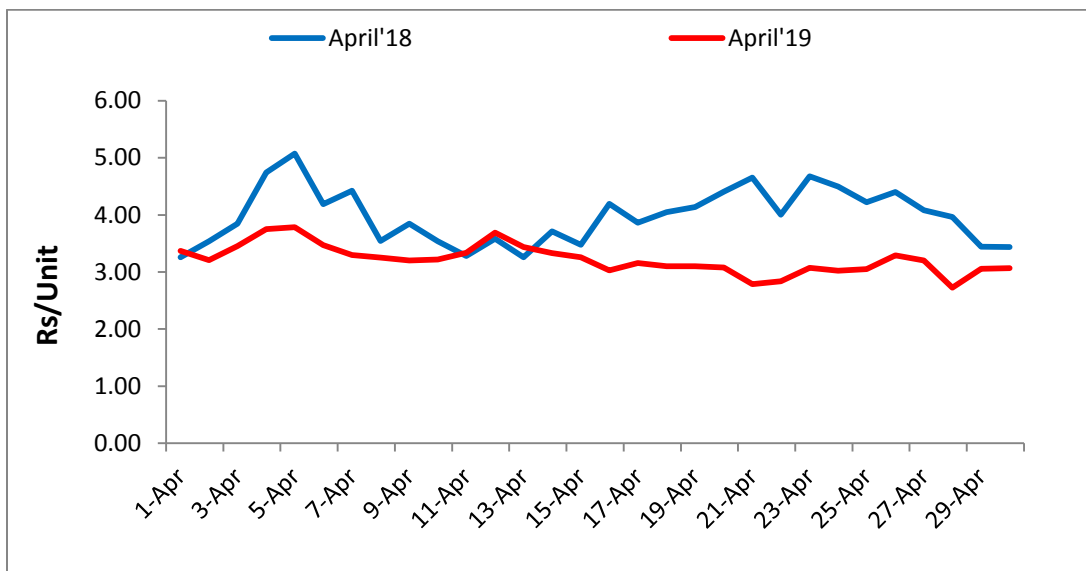
2. Buy Bids & Sell Bids

Total buy bids increased 2% YoY and sell bids increased 46% YoY



3. Market Clearing Price (MCP)

Avg. MCP at Rs. 3.22 per kWh in April'19 saw 19% decline YoY

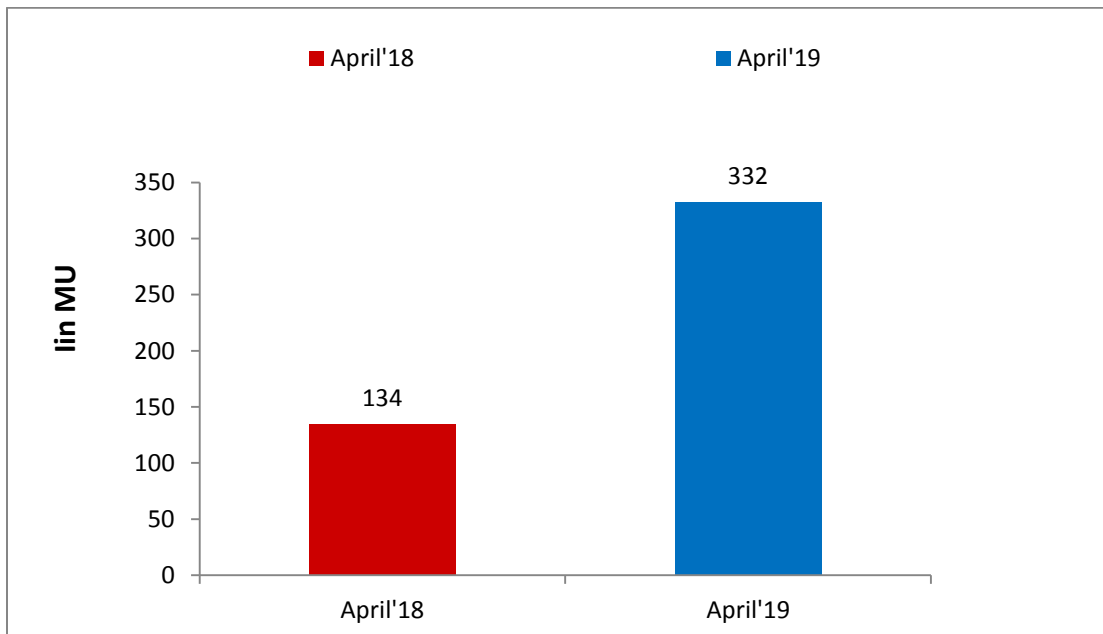


4. Transmission Congestion

April'18 Vs April'19		
	Volume Lost (MU)	% of volume lost
April'18	3	0.07%
April'19	68	1.66%

TERM-AHEAD MARKET (TAM)

TAM volume increased to 332 MU in April'19 from 134 MU in April'18 registering 148% increase on YoY basis



REC MARKET

- In April'19, 2,24,802 RECs were traded registering, 71% decline YOY largely due to very low REC inventory
- Price of Non-Solar REC at Rs 1,300 in April'19 increased 30% from Rs 1,001 in April'18 while the price of Solar REC at Rs 2,000 in April'19 increased 100% from Rs 1,000 in April'18.

