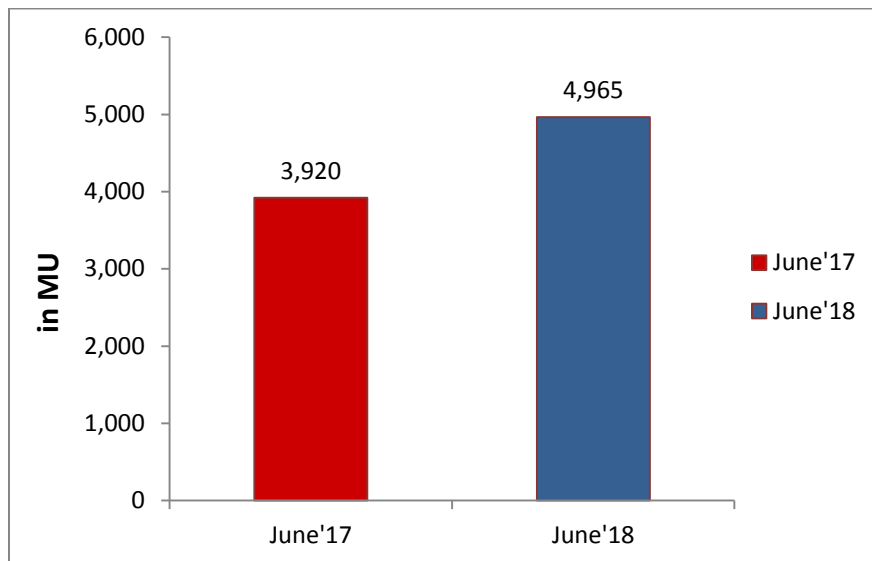


Power Market Analysis: June'18

DAY-AHEAD MARKET (DAM)

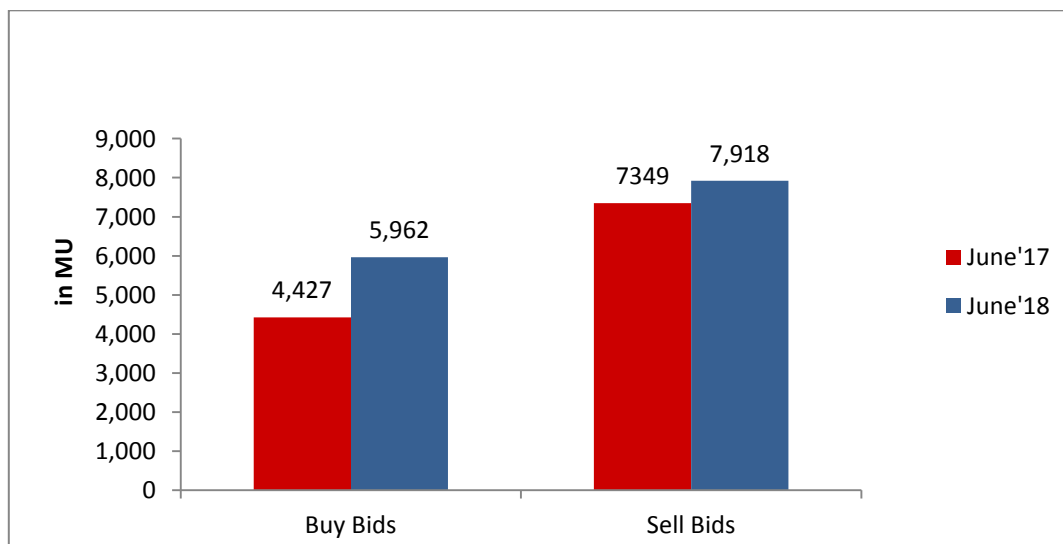
Cleared Volume

DAM traded 4965 MU, 27% increase w.r.t 3,920 MU traded in June'17.



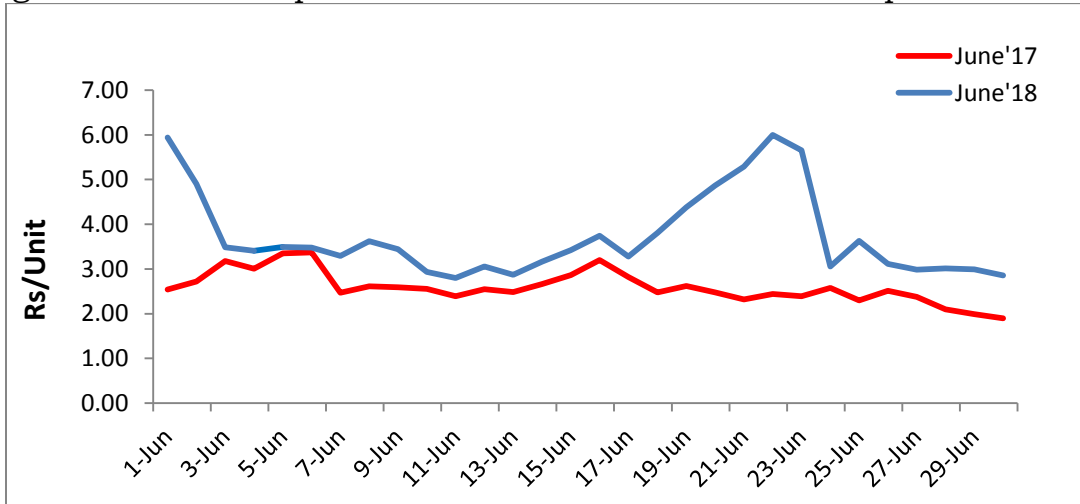
Buy Bids & Sell Bids

- Total Buy bids increased by 35% w.r.t June'17.
- Total Sell bids increased by ~8% w.r.t June'17.



Market Clearing Price (MCP)

Avg MCP at 3.73 Rs per KWh increased 44% over Rs 2.59 per KWh in June'17.

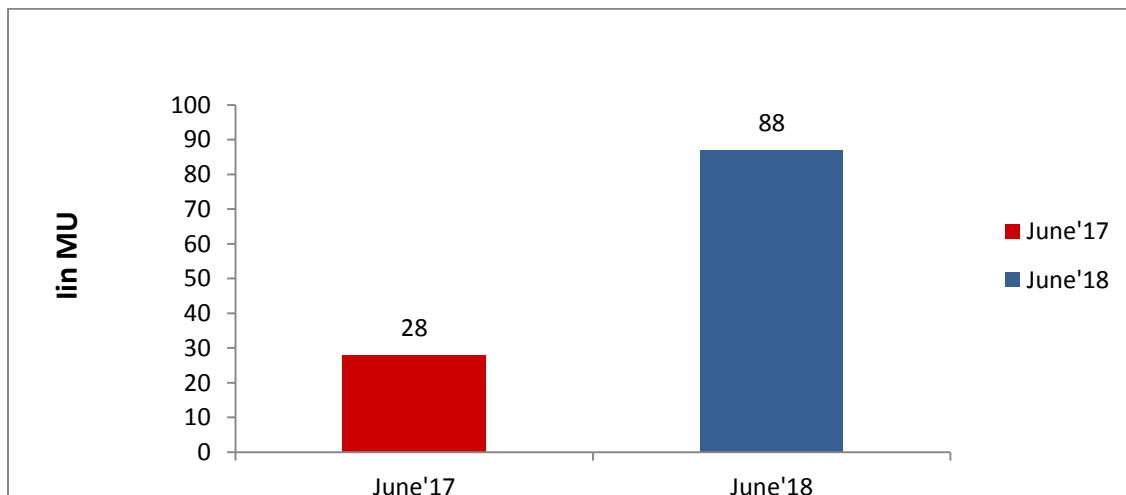


Inter-State Transmission Congestion

	% time blocks congested	One Nation, One Grid, One Price(in Days)
June'17	2.5 % (Northern Import) 1.6% (Southern Import)	26
June'18	14.5% (Northern Import)	22

TERM-AHEAD MARKET (TAM)

TAM volume increased by 213% w.r.t June'17.

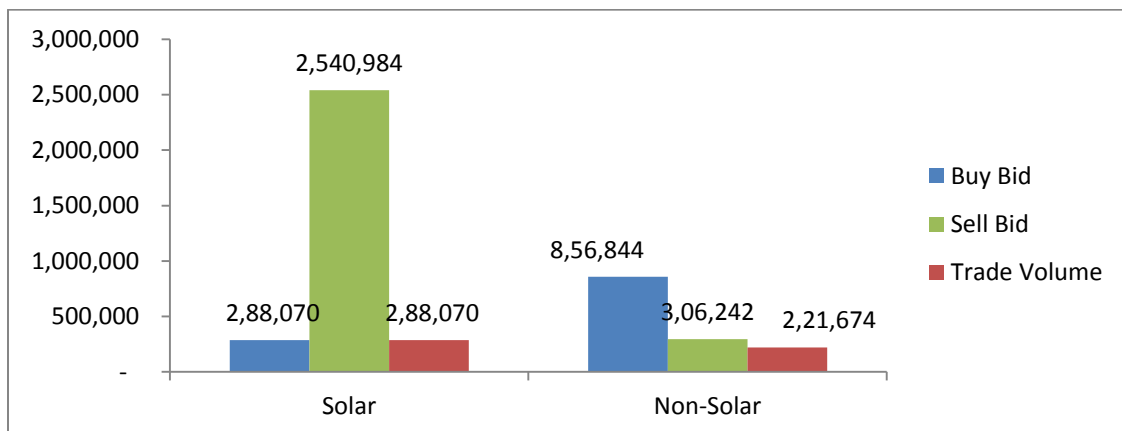


ELECTRICITY TRADE : JUNE'17 vs JUNE'18

	DAM (MU)	TAM (MU)	TOTAL (MU)	% Change
June'17	3,920	28	3,948	28%
June'18	4,965	88	5,053	

REC MARKET

- 2.88 Lac Solar RECs traded in June'18
- 2.22 Lac Non-Solar RECs (issued after 1.4.2017) traded in June'18



TOTAL TRADE : JUNE'17 vs JUNE'18

	DAM (MU)	TAM (MU)	REC (MU)	TOTAL VOLUME (MU)	% Change
June'17	3,920	28	*	3,948	41%
June'18	4,965	88	510	5,563	

*REC trading did not take place in June'17 as per the Order of Honorable Supreme Court.