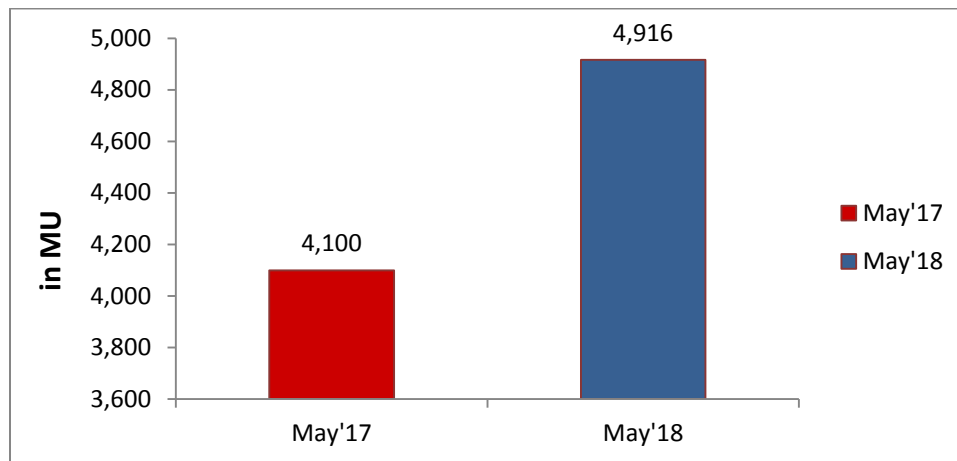


## Power Market Analysis: May'18

### DAY-AHEAD MARKET (DAM)

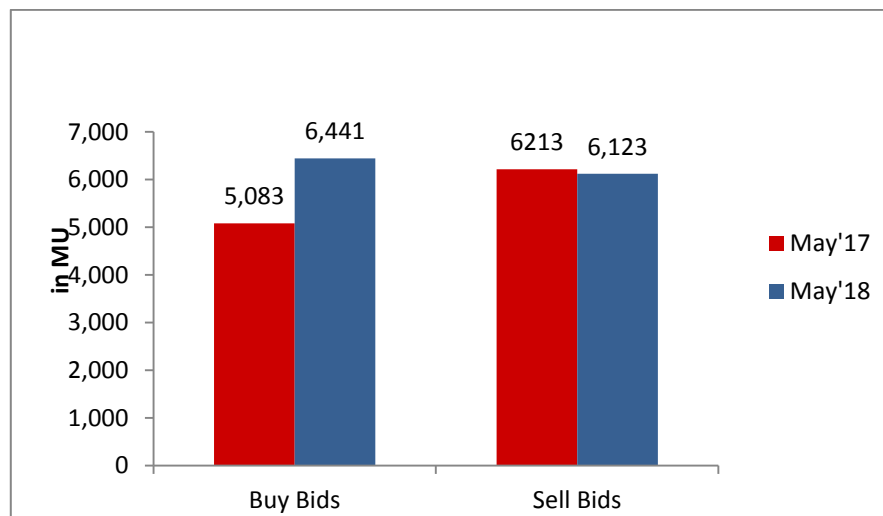
#### Cleared Volume

DAM traded 4,916 MU, 20% increase over 4,100 MU traded in May'17.



#### Buy Bids & Sell Bids

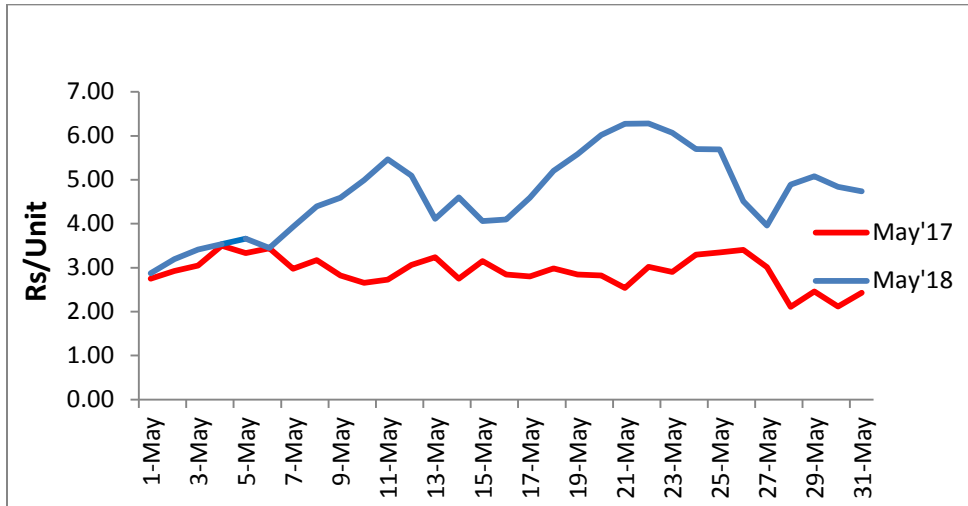
- Total Buy bids in May'18 increased by 26% w.r.t May'17.
- Total Sell bids in May'18 decreased by 1% w.r.t May'17.





**Market Clearing Price (MCP)**

Average MCP at 4.67 Rs per KWh increased by 60 % over Rs 2.91 per KWh in May'17.

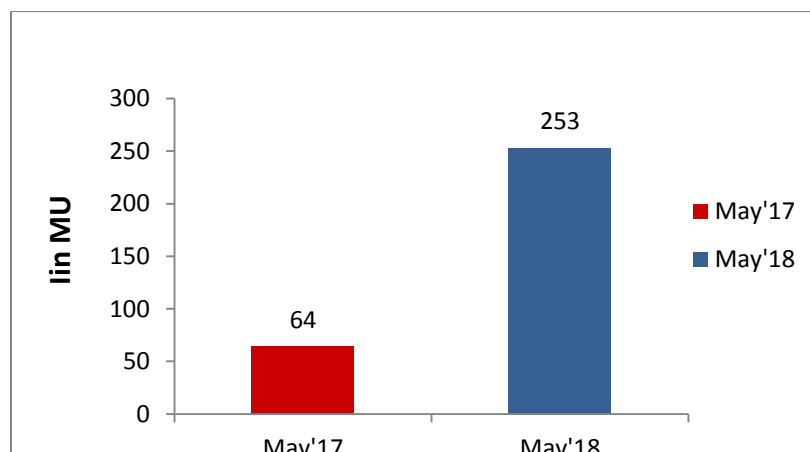


**Inter-State Transmission Congestion**

	% time blocks congested	One Nation, One Grid, One Price(in Days)
<b>May'17</b>	11.1% (Southern Import) 2.3% in Northern Import	15
<b>May'18</b>	26% (Northern Import) 0.1% in southern import	22

**TERM-AHEAD MARKET (TAM)**

TAM volume increased by 295% in May'18 w.r.t May'17.



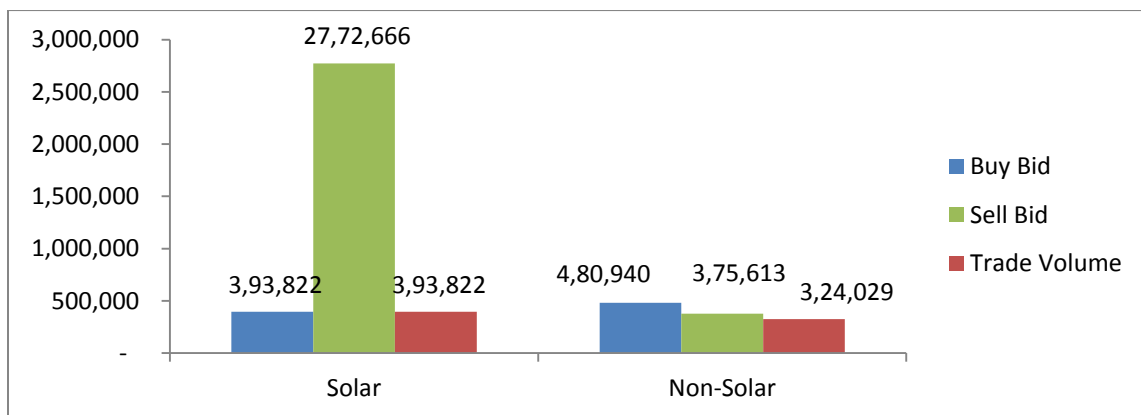


### TOTAL ELECTRICITY TRADE : MAY'17 VS MAY'18

	DAM (MU)	TAM (MU)	TOTAL (MU)	GROWTH
May'17	4,100	64	4,164	24%
May'18	4,916	253	5,169	

### REC MARKET

- 3.93 Lac Solar RECs traded in May'18\*
- 3.24 Lac Non-Solar RECs traded in May'18\*



\*REC trading did not take place in May'17 as per the Order of Hon'able Supreme Court.

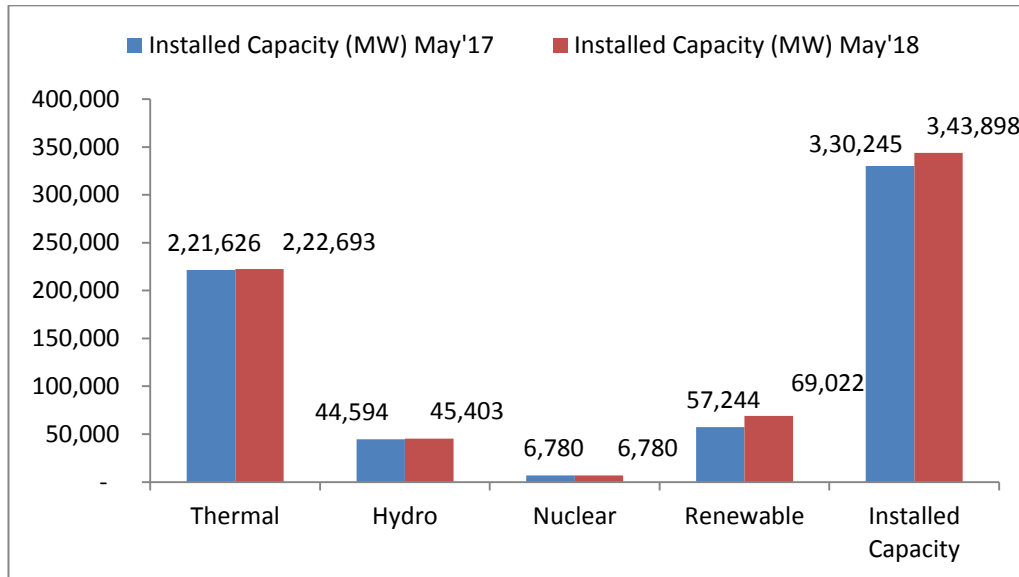
### TOTAL TRADE : MAY'17 VS MAY'18

	DAM (MU)	TAM (MU)	REC (MU)	TOTAL VOLUME (MU)	GROWTH
May'17	4,100	64	*	4164	41%
May'18	4,916	253	717	5886	

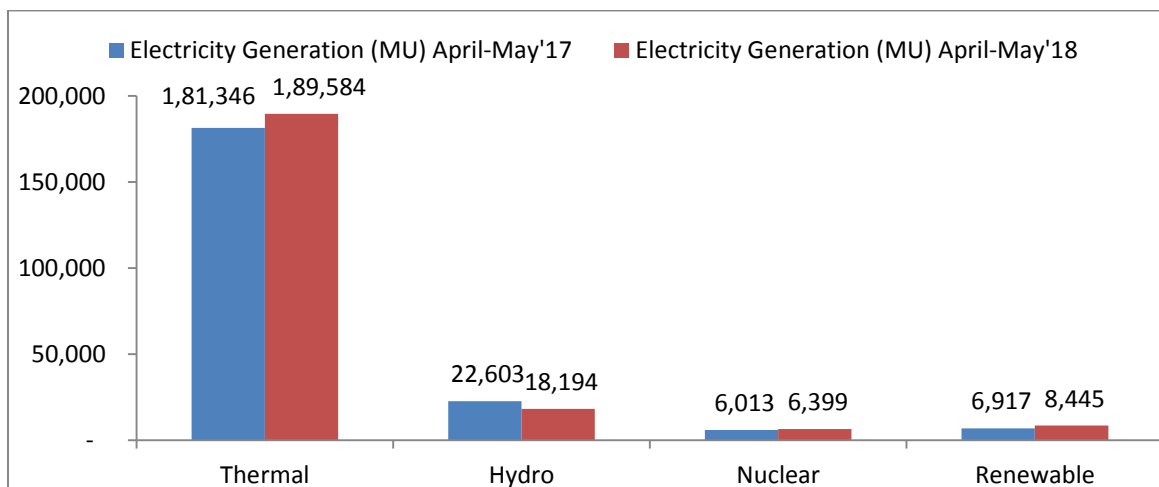
## **POWER SECTOR UPDATE**

(Source : CEA Reports for April'18 & May'18 as available on [www.cea.nic](http://www.cea.nic))

- Installed capacity in May'18 was 3,43,898 MW of which Thermal constituted 65% , Hydro 13% , Nuclear 2% and Renewable 20%

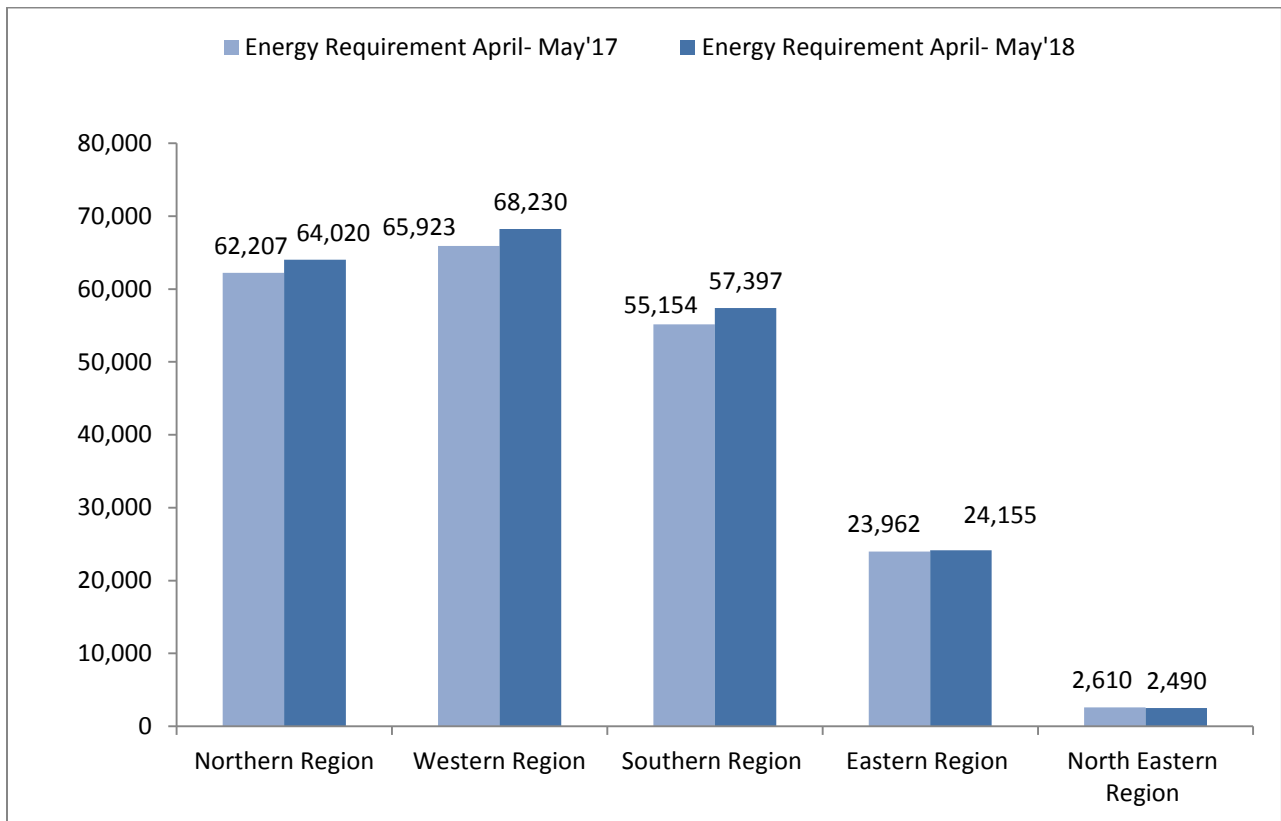


- Overall electricity generation (excluding renewables) increased from 2,10,455 MU in April-May'17 to 2,14,499 MU April-May'18, an increase of 1.9%.
- Renewable generation grew from by 22% during April'17 to April'18.





- Energy requirement for April-May'18 grew to 2,16,292 MU from 2,09,856 MU in April-May'17 , an increase of 3% . The Southern Region (SR) saw the highest increase of 4% followed by an increase of 3% in NR and WR regions in April-May'18 over April-May'17.



\*\*\*\*\*